

TUBE & LINK

MAXIMUM VISION SECURITY GRILLE :: TECHNICAL DATASHEET

ROCHÉ



The Tube and Link security shutter provides a low to medium security solution for commercial applications up to 6m wide and 27m². Brick formation as standard, utilising 13mm diameter aluminium tubes enclosing 8mm steel rods. Vertical lattice links create 56mm high openings (lower/higher available on request), affording 75% transparency.



APPLICATIONS

Low to medium security commercial sites where see-through vision is a priority up to 6m wide and 27m². The brickbond design affords 75% see through vision and allows air to flow through the shutter. Suitable for internal or external face or reveal fit.

GRILLE LATTICE

Brick formation as standard, utilising 13mm diameter aluminum tubes enclosing 8mm steel rods. Vertical lattice links create 56mm high openings (lower/higher available on request), affording 75% transparency.

Finish: Anodised aluminium, mill finish or powder coated.

Visible Face	56mm
Weight per m ² :	9kg
Maximum Width:	6000mm
Maximum Area:	18m ² (tubular motor) 27m ² (outboard motor)

CASING

Option of Roll-formed Aluminium or galvanised steel casing and end plates.

Finish: Galvanised, or powder coated to match powder coated grille.

Guide Height (mm)	Plate Size (mm)	Motor
2695	305	Tubular
4145	335	Tubular
4500	400	Tubular
5200	400	Outboard
6000	450	Outboard

Plate sizes shown as a guide only and may vary.

BOTTOM RAIL

Galvanised steel or Aluminium, 'T' shaped bottom rail.

GUIDE CHANNELS

Galvanised steel or Aluminium guide channels. Guide channel width will vary dependent on application, either 50mm, 65mm, or 100mm. Windlocking guides and slat-ends available.

Finish: Galvanised, or powder coated to match powder coated grille.

Guide channels are bolted onto angle or box section, depending on the application.

OPERATION

Tubular Motor: NRG Econom tubular motor with internal rocker switch or external key switch and safety brake as appropriate to comply with legislation. Manual override facility & crank handle as required (surcharge applies).

Outboard Motor: GfA Safedrive & Ranger single or three phase motor with integrated safety brake, chain manual override and push button control station as standard. Other motors available on request, including Ellard, Link Controls and high speed options.

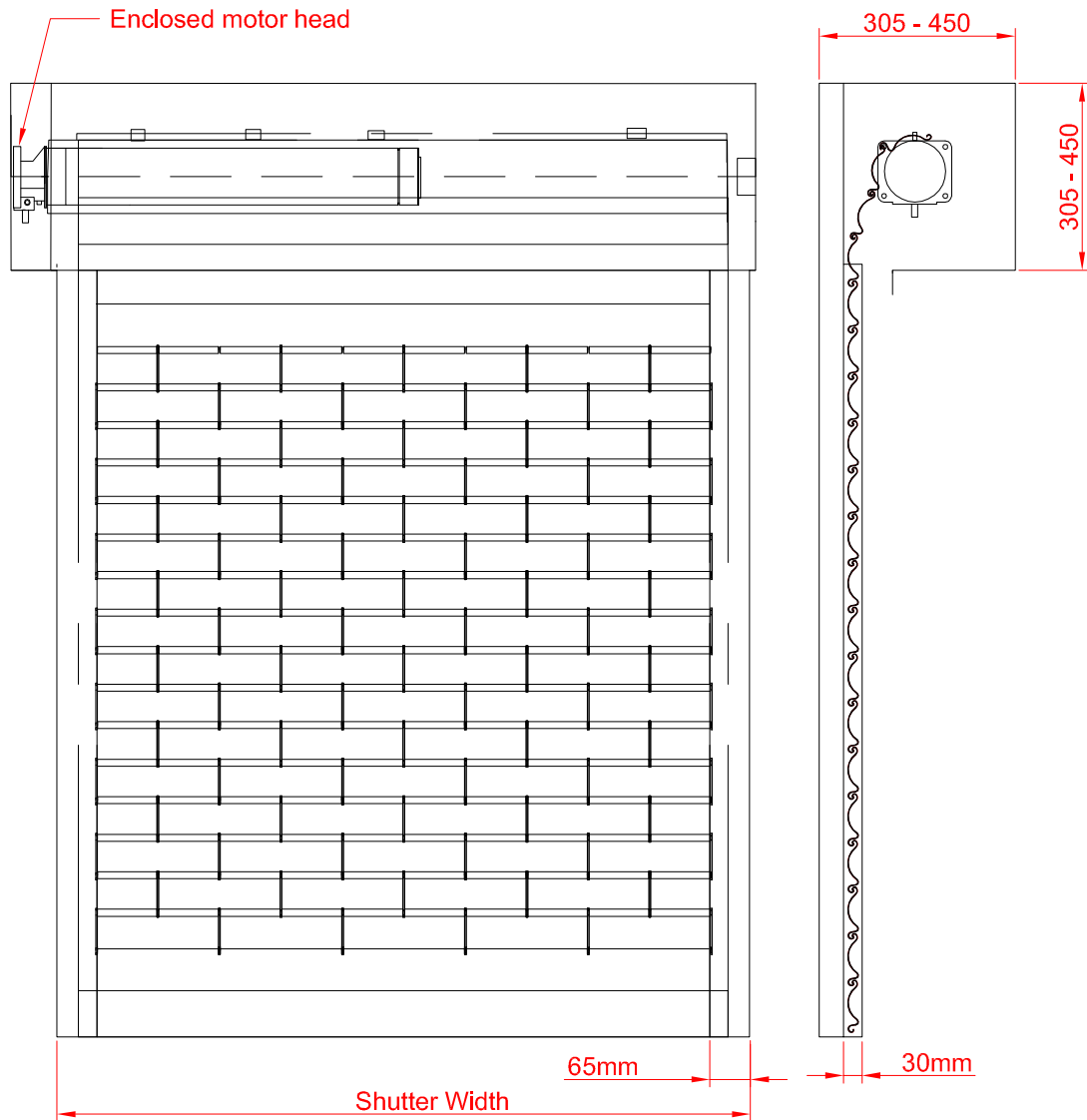
All motors have numerous control option variants such as remote and group or mobile phone activation.

TUBE & LINK

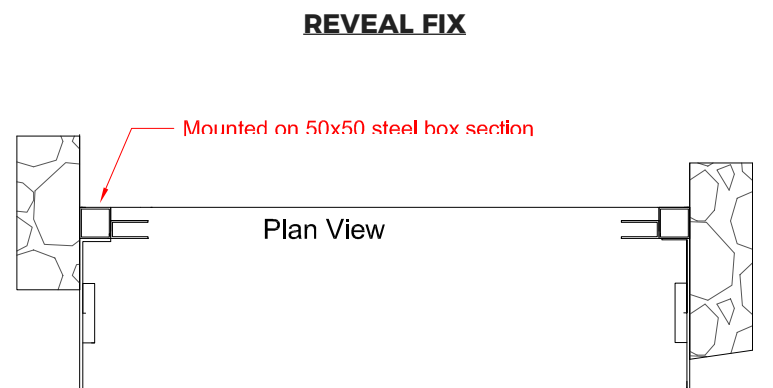
MAXIMUM VISION SECURITY GRILLE :: TECHNICAL DATASHEET



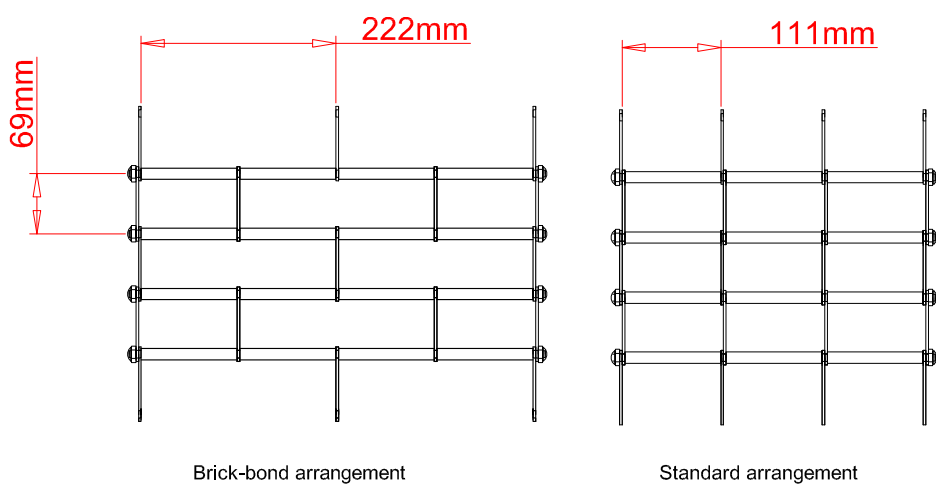
FRONT FACE



FIXING DETAIL



SLAT PROFILE



GUIDE CHANNELS

